


Fort Worth Independent School District
015 Western Hills High School
2023-2024 Improvement Plan



Vcdng"qh"Eqpvgpvu

Eqo rtgjpukxg"Pggfu"Cuuguo gpv
Fgoqitcrjkeu
Uwfgpv"Ngctkpi

6
6

Comprehensive Needs Assessment

Revised/Approved: May 22, 2023

Demographics

Demographics Summary

Y guvgtP" J knnu" J ki j "Ue j qqn" ku" c" eq o o w p k v { " q h" c d q w v"; 22" u v w f g p v u 0" V j g" u e j q q n" k u" e q p u k f g t g f" c" p g k i j d q t j q q f" u e j q q n" c p f" j c u" d g g p" u g t x k p i" v j k u" e q o o w p k v { " h q t" o q t g" v j c p" 72" { g c t u 0" V j g t g j c x g" d g g p" e j c p i g u" k p" v j g" f g o q i t c r j k e u" q x g t" v j g" { g c t u. " j q y g x g t. " v j g t g" k u" n k v n g" e j c p i g" k p" v j g" n c u v" 5/7" { g c t u 0" E w t t g p v n { . " q w t" f g o q i t c r j k e" d t g c m f q y p" q h" u v w f g p v u" k u" 58 ' " C h t k e c p C o g t k e c p. " 6: ' " J k u r c p k e. " c p f" 34 ' " Y j k v g 0": 9 ' " q h" q w t" u v w f g p v u" c t g" g e q p q o k e c n n { " f k u c f x c p v c i g f 0" Y g" c n u q" j c x g" 3307 ' " q h" q w t" u v w f g p v u" y j q" s w c n k h { " c p f" c t g" k f g p v k h k g f" h q t" u r g e k n g f w e c v k q p" u g t x k e g u" c p f" 46 ' " q h" q w t" u v w f g p v u" c t g" k f g p v k h k g f" c u" G p i n k u j" N c p i w c i g" N g c t p g t u 0" Q w t" o q d k n k v { " t c v g" e q p v k p w g u" v q" d g" e q p u k f g t c d n { " j k i j g t" v j c p" v j g" f k u v t k e v" c p f" u v c v g" c v" 45 ' e w t t g p v n { 0" Q v j g t" f g h k p k p i" v t c k v u" q h" q w t" u v w f g p v u" c t g" v j c v" o c p { " q h" v j g o" y q t m" v q" j g n r" u w r r q t v" v j g k t" h c o k n k g u 0"

Q w t" e c o r w u" j c u" u g x g t e n" u w r r q t v" u { u v g o u" k p" r n c e g" h q t" q w t" u v w f g p v u. " k p e n w f k p i" R t q l g e v" T g e e j. " U v c { " k p" U e j q q n" E q q t f k p e v q t. " I q E g p v g t. " c p" k p v g t x g p v k q p" U r g e k n k u v" c p f" q w t" x g t { " q y p" p q p / r t q h k v" t w p" d { " Y J J U" c n w o p k" * E q w i c t" R t k f g" C m k c p e g + 0" Q v j g t" u w r r q t v" u { u v g o u" k p" v j g" e q o o w p k v { " k p e n w f g" N X V T k u g" y j k e j" j g n r u" r t q x k f g" c h h q t f c d n g" j q w u k p i" c u" y g n n" c u" c f f t g u u g u" q v j g t e q o o w p k v { " p g g f u" c p f" o c p { " e j w t e j g u" k p" v j g" u w t t q w p f k p i" 4" o k n g" t c f k w u 0

Student Learning

Student Learning Summary

School Processes & Programs

Perceptions

Perceptions Summary

Priority Problem Statements

etgfk"kp"vjg"hktuv"ug o guvgt"fwg"vq"cwgpfcpeg0

Root Cause 7<

Comprehensive Needs Assessment Data Documentation

Cwgpfcpeg" fcv

Action Step 2 Details	Reviews

Early Literacy

Increase the percentage of 3rd grade students who score at meets grade level or above on STAAR Reading from 34% to 47% by August 2024.

Increase the percentage of first time testers who score at Meets or above on STAAR English I from 41% to 50% by May 2024.





Increase the percentage of African American students or the student group that is most marginalized by instruction on our campus (gender, race, program, other) from 31% to 40% by May 2024.

Evaluation Data Sources: 4245"UVCCT."EK"Eq o rcpkq" Fcvc

Improve high quality, rigorous tier 1 instruction in English I through a focus on student center practices, student voice/choice and classroom culture.


Strategy's Expected Result/Impact: Uvwfgpv"ueqtgu"kp"Gp i nku j "K" yknn"iq"htq o "63 ' "vq"72 ' "rcuukpi"qp"UVCCT0
CC"uvwfgpv"ueqtgu"y knn"kpetgcug"htq o "53 ' "vq"62 ' "qp"UVCCT"d{"Oc{"42460


Staff Responsible for Monitoring: U\$ gcuthqt o f"Tg kpc qtkpf "kquvy U\$ \$


Action Step 2 Details	Reviews			
Action Step 2: Rtqxkfg"RF"ctqwpf"UVCCT"pgy"swguvqp"hqt o cv."UVCCT"dnwgrtkpv."GNCT"uvcpfctfu"*fgeqpuvtwekpi VG MU+ Intended Audience: Gpinkuj"KK"Vgcejgtu Provider / Presenter / Person Responsible: Gurtgg."Cpfgtuqp."Jqqmu Date(s) / Timeframe: Cnn}{gct Collaborating Departments: HYKUF"GNCT"Fgrctv o gpv Delivery Method: RNE"RF."Eqpvgpv"RNE."HYKUF"RF	Formative			Summative
	Nov	Jan	Mar	June
	"	"	"	"
 Pq"Rtqi tguu  Ceeq o rnkujgf  Eqpvkpwgl Oqfkh{  Fkueqpvkpwg				


Problem Statement 1 < Yg"eqpvkpwg"vq"jcxg"nqy"rcuukpi"tcygu"hqt"Gpinkuj"K"cpf"KK"cu"o gcuwtgf"d{"UVCCT"gcej"{gct0"4245"UVCCT"fcvc"ujqyu"vjcv"qpn{"63 ' "qh"uwvfgpvu"rcuugf Gpi"K"UVCCT"cpf"69 ' "rcuugf"Gpi"KK0"URGF"pw o dgtu"ftqrrgf": "rqkpvu"qp"Gpinkuj"K"cpf"39"rqkpvu"qp"Gpinkuj"KK0""**Root Cause**< Vgcejgtu"jcxg"pqv"dgpp"ikxgp"urgekhe"rtqhuuqpcn fgxgnqr o gpv"qp"rtqxkfkpi "htgswgpv"eq o o qp"cuuguu o gpvu"cpf"jqy"vq"cpn{|g"cpf"cf lwuv0"URGF"kpenwukqp"vgcejgtu"fq"pqv"jcxg"vjg"vtckkpi"pggfgf"hqt"u o cmm" i tqwr"vwwqtkcnu"cpf kpvgtxgpvkqpu0""

Action Step 2 Details	Reviews			
<p>Action Step 2: ;vj"cpf"32vj"itc fg"UU"vgcejgtu"ykn"wug"cpf"g odgf"Mjcp"Cecfg o {"cpf"RUCV"Rtcewkeg"Gzco u"cu"gzkv vkemgvu."dgnn"tkpigt."gvel</p> <p>Intended Audience: Uvwfgpvu</p> <p>Provider / Presenter / Person Responsible: Ectf"*RUUU+ Octvkv"*UU"Cf o kp+</p> <p>Date(s) / Timeframe: Cnn" [gct</p> <p>Collaborating Departments: I q"Egppvgt."CXKF</p> <p>Delivery Method: RF" ykvj"vgcejgtu"vq"ujqy" kphqt o cvkqp."vgcejgtu"ykn"fgnkxgt"fwtkpi"kpvtwekqpcn"vk o g</p>	Formative			Summative
	Nov	Jan	Mar	June
	"	"	"	"

 Pq"Rtqitguu

 Ceeq o rnkujgf

 Eqpvkpwgl Oqfkh{

 Fkueqpvkpwg

Problem Statement 3 < Vjg"4245"UVCCT"fcvc"ujqyu"c"38"rqkpv"fgenkpg"kp"vjg"Cnigdtc"K"ueqtgu"0"Cnn"uvwfgpv"itqwr"jcf"c"fqwdng"fkikv"ftqr"cv"vjg"cr rtqcej kpi "ngxgn"URGF"uvwfgpvu ftqrrgf"46"rqkpvu"qp"Cnigdtc"UVCCT"0""**Root Cause** < Yg"nquv"c"vgcejgt"cv"ug o guvgt"cpf"jcxg"vyq"pgy"vgcejgtu"vgcej kpi "Cnigdtc"K0"Vgcejgtu"pggf"urgekhe"RF"ctqwpf"rtqitguu o qpkvqtkpi"cpf"eq o o qp"cuuguu o gpvu"vq"vtcem"uvwfgpvu"rtqitguu"URGF"vgcejgtu"ncem"vjg"vtckpki"ht"kpenwukqp"Eq/Vgcej" o qfgn"cpf"u o cm"itqwr"kpvtwekqpl""

CCMR

Increase the percentage of students graduating with a CCMR indicator from 43% to 48% by June 2024.

Increase the percentage of Grade 12 students attaining at least one CCMR indicator from 75% to 85% by May 2024.

Increase the percentage of African American students or the student group that is most marginalized by instruction on our campus (gender, race, program, other) from 60% to 70% by May 2024.

Evaluation Data Sources: EKR"Eq o rcpkqp"Fcvc."EEOT"vtcemgt

Develop the capacity of staff to monitor and align progression and completion of CCMR measures through use of the CCMR Tracker. Counselors, CTE Liaison and PSSS will ensure there is pathway for each senior to achieve CCMR.

Strategy's Expected Result/Impact: :7 " "qh"ugpkqtu" yknn"jcxg"cv"ngcuv"qpg"kp fkecvqt" hqt"EEOT

Staff Responsible for Monitoring: Eqwpugnqtu."RUUU."EVG"Nkckuqp

Title I:

406."408

TEA Priorities:

Eqppgev"jki j"uejqqn"vq"ectggt"cpf"eqnngig

Problem Statements: Uejqqn"Rtqeguugu" ("Rtqitcou 3

Action Step 1 Details	Reviews			
Action Step 1: Rtqxfkfg"RF" hqt"vgcejgtu"qp"vjg"ko rcev"qh"EEOT."j qy"vq"qdvckp"EEOT."cpf"dgpghkvu"vq"uvwfgpvu0 Intended Audience: Vgcejgtu Provider / Presenter / Person Responsible: RUUU."Eqwpugnqtu." I q"Egpgvt Date(s) / Timeframe: Vj tqwi j qww"vjg" {gct Collaborating Departments: I q"Egpgvt"cpf"eqwpugnkp i Delivery Method: RF"kp"Hcewnv{"Oggvki u	Formative			Summative
	Nov	Jan	Mar	June
	"	"	"	"
Action Step 2 Details	Reviews			
Action Step 2: Rtqxfkfg"c" rctgpi"pki j"v"ctqwpf"rtq i tguukp" rncpu"cpf"vjg"ko rqtvcpeg"qh"EEOT."kpenwfkpi"rcvj yc{u"vq"cwckp EEOT0 Intended Audience: Rctgpi"cpf"hc o knkgu	Formative			Summative
	Nov	Jan	Mar	June

Provider / Presenter / Person Responsible: RUUU"cpf"Eqwpugnkp i

Date(s) / Timeframe: Hcmm"4245

Collaborating Departments: eqwpugnkp i

"	"	"	"
---	---	---	---



Pq"Rtqi tguu



Ceeq o rnkujgf



Eqpvkpwgl Oq fkh{



Fkueqpvkpwg

Problem Statement 1 < 67 ' "qh"qwt"ewttgpn"ugpkqt"encuu"jcxg"cntgcf{"cejkgxgf"vjg"EEOT"kp fkecvqt."yg"ctg"qp"vtcem"vq"oggvki"cpf"uwtrcuukpi"ncuv"{gctu"92 ' 0'34 ' "qh"qwt"Chtkecp C ogtkecp"uvwfgpvu."3: ' "qh"Jkurcpke"uvwfgpvu."cpf"57 ' "qh"Y jkv"uvwfgpvu"jcxg"ogv"vjgkt"EEOT"kp fkecvqt0""**Root Cause**< Uvchh"cpf"Uvwfgpvu"ncem"qh"mpqyngfig"qh"vjg"ko rqtvcpeg"qh EEOT="j qy "kv"u"fgvgt o kpgf."y j cv"kv" o gcpu."gve00"Ncem"qh"g o r j cuku"qp"UCVlCEVlVUK"rtgr"dgecwug"vgcejgtu"ncem"vjg"tguqwtegu"cpf"u{uvgo u"kp"rnceg"hq"tgxky"cpf"vguvkpi0"Yg"ctg pqv"rtqcevkg"gpqwi j "kp"vjg"gctn{"{gctu"vq"uggm"qww"vjg"EEOT"kp fkecvqt0""

CCMR

Increase the percentage of students graduating with a CCMR indicator from 43% to 48% by June 2024.

Increase the percentage of Grade 9 students "On Track" from 70% to 80% by May 2024.

Increase the percentage of African American students or the student group that is most marginalized by instruction on our campus (gender, race, program,

CCMR

Increase the percentage of students graduating with a CCMR indicator from 43% to 48% by June 2024.

Increase the percentage of students who have successfully completed Algebra 1 by the end of 9th grade from 84% to 95% by May 2024.

Increase the percentage of African American students or the student group that is most marginalized by instruction on our campus (gender, race, program, other) from 52% to 65% by May 2024.

Evaluation Data Sources: I tcfgu."EKk"eq o rcpkqp"fcvc

Improve high quality, rigorous Tier I instruction in Alg. I to refocus on increased student center practices and classroom culture.

CCMR

Increase the percentage of students graduating with a CCMR indicator from 43% to 48% by June 2024.

Increase the percentage of Grade 11 and 12 students who meet SAT or ACT criteria for CCMR from 8% to 15% by May 2024.

Increase the percentage of African American students or the student group that is most marginalized by instruction on our campus (gender, race, program, other) from 2% to 5% by May 2024.

Evaluation Data Sources: UCVICEV"fcvc."EEOT"vtcemgt

Improve teachers knowledge and fluency using ACT/SAT preparation materials, testing formats, curriculum alignment and rigor expected during students junior year to expose students prior to testing dates.

Strategy's Expected Result/Impact: 33vj"cpf"34vj"itcf"uwvfgpvu"oggvkpi"EEOT"vj tqw i j"CEVIUCV"yknn"kpetgcug"htq o": ' "vq"37 ' 0

Staff Responsible for Monitoring: RUUU

Title I:


406."407."408

TEA Priorities:

Eqppgev"jki j"uejqqn"vq"ectggt"cpf"eqmng i g

Problem Statements: Uejqqn"Rtqeguugu" ("Rtqi tc ou 3

Action Step 1 Details	Reviews	
<p>Action Step 1: Rwtelj cug"encuutqq o"uwr rnkgu"cpf"tguqwtegu"vjcv"yknn"uwr rqtv"cpf"hqewu"qp"CEVIUCV"rtgrctcvkqp</p> <p>Intended Audience: Vgcejgtu</p> <p>Provider / Presenter / Person Responsible: RUUU</p> <p>Date(s) / Timeframe: Vj tqw i j qww"vjg" {gct</p>	Formative	Summative



Learning Environment (based on the BOE constraints)

Ensure all students have access to a safe, supportive and culturally responsive learning environment.

Learning Environment (based on the BOE constraints)

Ensure all students have access to a safe, supportive and culturally responsive learning environment.

Campus Funding Summary

Title I (211)							
District Goal	School Performance Objective	Strategy	Action Step	Resources Needed	Description	Account Code	Amount
3	4	3	3	Vkvnq"K"Vgcejgt	Vkvnq"K"Vgcejgt	433/33/833;/26P/237/52/732/222222/46H32	&8: .664022
3	5	3	3	Vkvnq"K"Vgcejgt	Vkvnq"K"Vgcejgt	433/33/833;/26P/237/52/732/222222/46H32	&89: .82022
4	4	4	3	Fcvc"Cpcn{uv	Fcvc"Cpcn{uv	433/35/833;/26P/237/52/732/222222/46H32	&:7.4;4022
Sub-Total							&443.7;6022
Budgeted Fund Source Amount							&43;. :8;028
+/- Difference							/&3.9460;6
SCE (199 PIC 24)							
District Goal	School Performance Objective	Strategy	Action Step	Resources Needed	Description	Account Code	Amount

